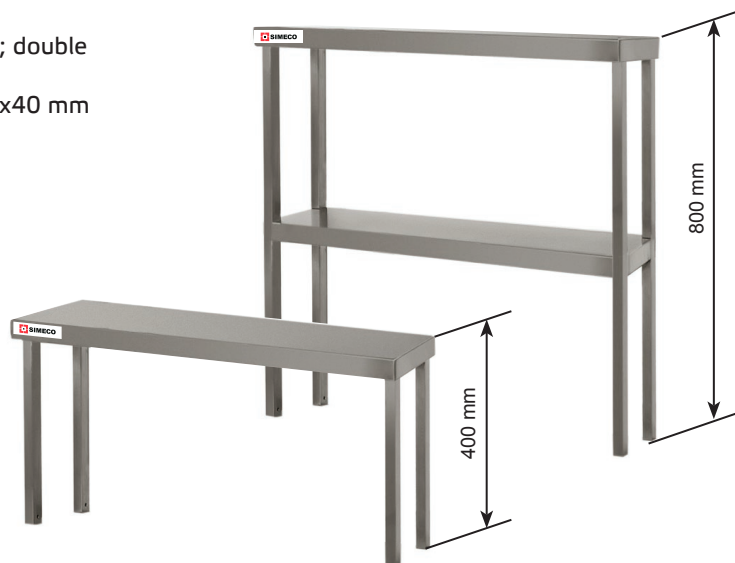


# ANY OTHER KITCHEN UNITS




## 31. UPPER UNITS WITH METAL SHELVES



- Steel AISI 430
- Execution versions: single; double
- Welded construction
- Frame — square tube 20x40 mm
- Fasteners in a kit



Size of product in the package:

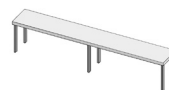
Type of construction	Calculation formula, length x depth x height
	Length + 10 mm X Depth + 10 mm X 410 mm — for single Length + 10 mm X Depth + 10 mm X 810 mm — for double

## UPPER UNIT WITH METAL SHELF



Length,mm	Depth, mm	Code	W, k	Depth, mm	Code	W, k	Note
800	300	031.0ES.05369	5,5	400	031.0ES.15042	6,2	  30 kg
900	300	031.0ES.05792	6,0	400	031.0ES.15043	6,7	
1000	300	031.0ES.05787	6,4	400	031.0ES.01589	7,3	
1100	300	031.0ES.15039	6,9	400	031.0ES.15044	7,8	
1200	300	031.0ES.04894	7,3	400	031.0ES.01588	8,3	
1300	300	031.0ES.05789	7,8	400	031.0ES.15045	8,8	
1400	300	031.0ES.15034	8,2	400	031.0ES.15046	9,3	
1500	300	031.0ES.05790	8,7	400	031.0ES.07321	9,9	
1600	300	031.0ES.15041	9,1	400	031.0ES.15047	10,4	
1700	300	031.0ES.05791	9,6	400	031.0ES.15048	10,9	
1800	300	031.0ES.04893	10,0	400	031.0ES.15049	11,4	



It is possible to produce shelves for table non-standard size. The shelves longer than 1800 mm have 6 legs.



## UPPER UNIT WITH 2 METAL SHELVES

Length,mm	Depth, mm	Code	W, k	Depth, mm	Code	W, k	Note
800	300	031.0ES.15030	10,9	400	031.0ES.15036	12,3	  30 kg
900	300	031.0ES.15031	11,8	400	031.0ES.05655	13,3	
1000	300	031.0ES.06656	12,6	400	031.0ES.07301	14,4	
1100	300	031.0ES.15032	13,5	400	031.0ES.06631	15,4	
1200	300	031.0ES.05226	14,4	400	031.0ES.05691	16,5	
1300	300	031.0ES.15033	15,3	400	031.0ES.05694	17,5	
1400	300	031.0ES.15034	16,2	400	031.0ES.06022	18,6	
1500	300	031.0ES.05223	17,1	400	031.0ES.05883	19,6	
1600	300	031.0ES.06459	18,0	400	031.0ES.15037	20,7	
1700	300	031.0ES.15035	18,9	400	031.0ES.15038	21,7	
1800	300	031.0ES.04902	19,8	400	031.0ES.07346	22,7	



## 29. STANDS

- Steel AISI 430
- Welded construction
- Frame – square tube 40x40 mm



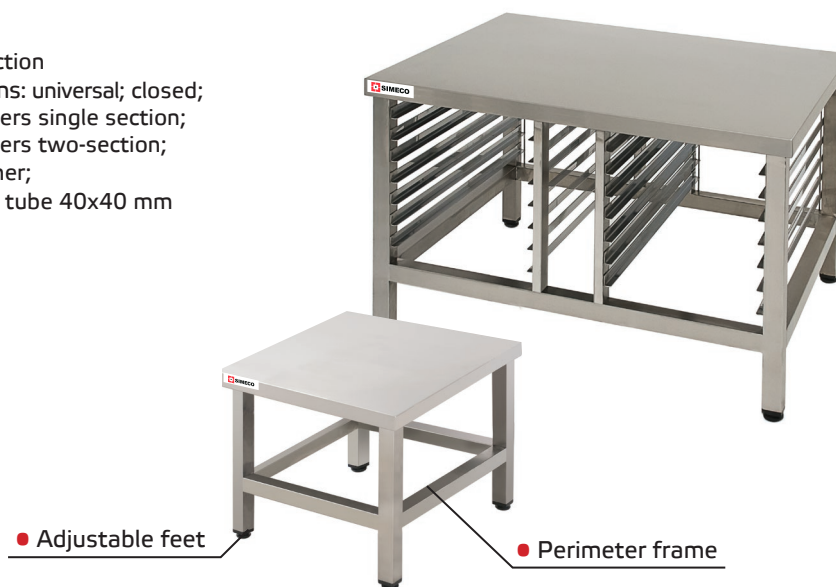
Length,mm	Depth, mm	Code	W, kg	Depth, mm	Code	W, kg
600	600	029.0ES.04162	8,0	800	029.0ES.15054	9,7
700	600	029.0ES.15050	8,8	800	029.0ES.15055	11,3
800	600	029.0ES.03044	9,7	800	029.0ES.15056	12,4
900	600	029.0ES.00780	10,6	800	029.0ES.04505	13,6
1000	600	029.0ES.05067	11,4	800	029.0ES.07534	14,7
1100	600	029.0ES.15051	12,3	800	029.0ES.15058	15,9
1200	600	029.0ES.01837	13,2	800	029.0ES.07295	17,0
1300	600	029.0ES.15052	14,0	800	029.0ES.15059	18,1
1400	600	029.0ES.15053	14,9	800	029.0ES.15060	19,1
1500	600	029.0ES.05015	15,7	800	029.0ES.15061	20,4
600	1000	029.0ES.15062	11,4	1200	029.0ES.15071	13,2
700	1000	029.0ES.01902	13,7	1200	029.0ES.15072	15,8
800	1000	029.0ES.15063	14,7	1200	029.0ES.15073	17,0
900	1000	029.0ES.15064	16,6	1200	029.0ES.15074	19,4
1000	1000	029.0ES.15065	18,0	1200	029.0ES.15075	20,8
1100	1000	029.0ES.15066	19,4	1200	029.0ES.15076	21,7
1200	1000	029.0ES.15067	20,8	1200	029.0ES.15077	23,5
1300	1000	029.0ES.15068	22,3	1200	029.0ES.15078	24,8
1400	1000	029.0ES.15069	23,7	1200	029.0ES.15079	26,4
1500	1000	029.0ES.15070	25,1	1200	029.0ES.15080	28,0

SIMECO stands are designed for distributed load up 400 kg / m. Additional reinforcement is possible on request.



## 30. STANDS AND BASES FOR EQUIPMENT

- Steel AISI 430
- Welded construction
- Execution versions: universal; closed; for combi-steamers single section; for combi-steamers two-section; for the dishwasher;
- Frame – square tube 40x40 mm



Length, mm	Depth, mm	Height, mm	Code	W, kg	Note
<b>STAND WITH WORKTOP</b>					
400	400	500	030.0ES.05837	6,6	On request it is possible to make stands with a shelf and guides for gastronorm containers.
500	500	500	030.0ES.05008	8,0	
600	600	500	030.0ES.16231	9,6	
<b>BASE WITH SWING DOOR WITH WORKTOP</b>					
600	600	600	030.0ES.18332		shelf

### STANDS FOR COMBI-STEAMERS AND DISHWASHING MACHINE

Length, mm	Depth, mm	Height, mm	Code	W, kg	Note
<b>STAND FOR COMBI-STEAMERS SINGLE SECTION FOR GN</b>					
845	725	690	030.0ES.04795	22,4	6x1 levels of guides under GN1/1
<b>STAND FOR COMBI-STEAMERS TWO SECTION FOR GN</b>					
845	725	690	030.0ES.31716	31,0	7x2 levels of guides under GN1/1
<b>STAND FOR DISHWASHER WITH GUIDES UNDER CASSETTES</b>					
600	600	510	030.0ES.05538	8,0	2 levels of guides under cassettes

SIMECO stands are designed for a distributed load of 400 kg / m<sup>2</sup>. Upon request, it is possible to further strengthen the design and design of the stands for the oven, grill and other equipment.



## 48. DUST-BINS

- Steel AISI 304
- Execution versions:  
pedal; on wheels;
- Welded construction





Length, mm	Depth, mm	Height, mm	Code	W, kg	Note
<b>DUST-BIN ON WHEELS</b>					
50	380	600	048.0US.06153	9,0	
75	460	600	048.0US.06467		
<b>PEDAL DUST-BIN ON WHEELS</b>					
50	380	600	048.0US.06466	7,35	
75	460	600	048.0US.06154	11,0	

Size of product in the package: 390x610x610 mm; 470x610x610 mm.

## 48. BIN TROLLEY WITH LID

- Steel AISI 304
- Welded construction
- Wheels platform D = 100 mm
- Volume 110 liters



Length, mm	Depth, mm	Height, mm	V, l	Code	W, kg	Note
585	395	730	110	999.0US.32779	17	

Size of product in the package: 600x405x740 mm.

They trust us:



## CONTACTS

Address: Russia, Moscow.  
Tel./Fax: +7 (495) 925-76-76  
E-mail: [info@simeco.ru](mailto:info@simeco.ru)  
[www.simeco.ru](http://www.simeco.ru)

