



WALL SHELVES CABINETS





27. WALL SHELVES

- Steel AISI 430
- Execution versions: triangular brackets up; triangular brackets down
- Welded / demountable construction
- Solid / perforated shelf



It is possible to produce shelves with non-standard size. The shelves longer than 1400 mm for welded construction and longer than 1500 mm for dismountable construction have 3 wall brackets.

Size of product in the package:


Type of construction	Calculation formula, length x depth x height
	Length + 10 mm X Depth + 10 mm X 260 mm (packed in pairs)
	Length + 10 mm X Depth + 10 mm X 60 mm

WALL SHELF

Length, mm	Depth, mm	Welded construction		Demountable constr.		Depth, mm	Welded construction		Demountable constr.	
		Code	W, kg	Code	W, kg		Code	W, kg	Code	W, kg
400	300	027.0US.00820	2,7	027.0UR.15081	2,7	400	027.0US.00832	3,3	027.0UR.15083	3,3
500	300	027.0US.00821	3,1	027.0UR.15082	3,1	400	027.0US.00833	3,8	027.0UR.15084	3,8
600	300	027.0US.06276	3,5	027.0UR.00822	3,5	400	027.0US.04817	4,3	027.0UR.06729	4,3
700	300	027.0US.05041	3,9	027.0UR.00823	3,9	400	027.0US.00835	4,8	027.0UR.15085	4,8
800	300	027.0US.04869	4,3	027.0UR.00824	4,3	400	027.0US.04870	5,2	027.0UR.00836	5,2
900	300	027.0US.05050	4,7	027.0UR.00825	4,7	400	027.0US.04815	5,7	027.0UR.06730	5,7
1000	300	027.0US.05050	5,1	027.0UR.00826	5,1	400	027.0US.05044	6,2	027.0UR.00838	6,2
1100	300	027.0US.06440	5,5	027.0UR.00827	5,5	400	027.0US.05322	6,7	027.0UR.05744	6,7
1200	300	027.0US.05049	5,9	027.0UR.06732	5,9	400	027.0US.05048	7,2	027.0UR.00840	7,2
1300	300	027.0US.06097	6,4	027.0UR.01099	6,4	400	027.0US.05614	7,6	027.0UR.15087	7,6
1400	300	027.0US.05402	6,8	027.0UR.01100	6,8	400	027.0US.04436	8,1	027.0UR.01537	8,1
1500	300	027.0US.04903	7,2	027.0UR.01101	7,2	400	027.0US.04402	8,6	027.0UR.05638	8,6


WALL PERFORATED SHELF

Length, mm	Depth, mm	Welded construction		Demountable constr.		Depth, mm	Welded construction		Demountable constr.	
		Code	W, kg	Code	W, kg		Code	W, kg	Code	W, kg
400	300	027.0US.15149	2,6	027.0UR.15088	2,6	400	027.0US.15159	3,3	027.0UR.15100	3,3
500	300	027.0US.15150	3,0	027.0UR.15089	3,0	400	027.0US.15160	3,8	027.0UR.15101	3,8
600	300	027.0US.04048	3,5	027.0UR.15090	3,5	400	027.0US.05525	4,2	027.0UR.15102	4,2
700	300	027.0US.15151	3,9	027.0UR.15091	3,9	400	027.0US.15161	4,7	027.0UR.15103	4,7
800	300	027.0US.15152	4,3	027.0UR.15092	4,3	400	027.0US.15162	5,2	027.0UR.15104	5,2
900	300	027.0US.15153	4,7	027.0UR.15093	4,7	400	027.0US.03048	5,7	027.0UR.15105	5,7
1000	300	027.0US.15154	5,1	027.0UR.05674	5,1	400	027.0US.15163	6,1	027.0UR.15106	6,1
1100	300	027.0US.15155	5,5	027.0UR.15095	5,5	400	027.0US.15164	6,6	027.0UR.15107	6,6
1200	300	027.0US.01437	5,9	027.0UR.15096	5,9	400	027.0US.05545	7,1	027.0UR.15108	7,1
1300	300	027.0US.15156	6,3	027.0UR.15097	6,3	400	027.0US.15165	7,6	027.0UR.15109	7,6
1400	300	027.0US.15157	6,7	027.0UR.15098	6,7	400	027.0US.15166	8,1	027.0UR.15110	8,1
1500	300	027.0US.15158	7,1	027.0UR.15099	7,1	400	027.0US.15167	8,5	027.0UR.15111	8,5




57-58, 14. WALL-MOUNTING SHELVING


- Steel AISI 430
- Demountable construction
- Standard kit — 2 or 3 shelves
- Solid / perforated shelves
- Perforated uprights with holes for mounting of shelves with a step of 45mm
- Brackets
- Fasteners in a kit





UPRIGHT FOR WALL-MOUNTING SHELVING

Dimensions, mm	Code	Note	
500x30x15	057.OUR.18728		Holes for mounting of shelves with a step of 45mm
1000x30x15	057.OUR.19221		

BRACKET FOR WALL-MOUNTING SHELVING

Dimensions, mm	Code	Note	
312x130x2	058.OUR.19119		for shelf depth of 300 mm
412x130x2	058.OUR.18727		for shelf depth of 400 mm

SHELF FOR WALL-MOUNTING SHELVING WITH BACKSPLASH

Length,mm	Depth,mm	Code	W, kg	Depth,mm	Code	W, kg	Note
600	300	014.0US.18145	3,4	400	014.0US.25199	4,2	 Maximum distributed shelf load 30 kg 
700	300	014.0US.18140	3,8	400	014.0US.26775	4,7	
800	300	014.0US.21031	4,3	400	014.0US.22418	5,2	
900	300	014.0US.19299	4,7	400	014.0US.20757	5,7	
1000	300	014.0US.18896	5,1	400	014.0US.18650	6,2	
1100	300	014.0US.24456	5,5	400	014.0US.24850	6,7	
1200	300	014.0US.18416	6	400	014.0US.20759	7,2	
1300	300	014.0US.23539	6,4	400	014.0US.19551	7,8	
1400	300	014.0US.18135	6,8	400	014.0US.29361	8,3	
1500	300	014.0US.21034	7,3	400	014.0US.29362	8,8	



It is possible to produce wall-mounting shelving with perforated shelves.


PERFORATED SHELF FOR WALL-MOUNTED SHELVING WITH BACKSPLASH

Length,mm	Depth,mm	Code	W, kg
600	300	014.0US.18150	3,4
900	300	014.0US.18151	4,7
1200	300	014.0US.22274	6



27. WALL-MOUNTING SHELVINGS WITH DISH-DRAINERS

- Steel AISI 430
- Demountable construction
- Execution versions:
2 dish-drainers for plates D=260 mm;
1 dish-drainers for plates D=260 mm;
perforated shelf for drying glasses



Length, mm	Depth, mm	Height, mm	Code	W, kg	Note
900	330	580	027.0UR.05494	8,5	for drying plates
900	330	580	027.0UR.04947	8,5	for drying plates and glasses

Size of product in the package: 910x340x590 mm

27. WALL SHELVES FOR CUTTING BOARD

- Steel AISI 430
- Welded construction
- Execution versions: for 4 boards, for 9 boards, for 14 boards

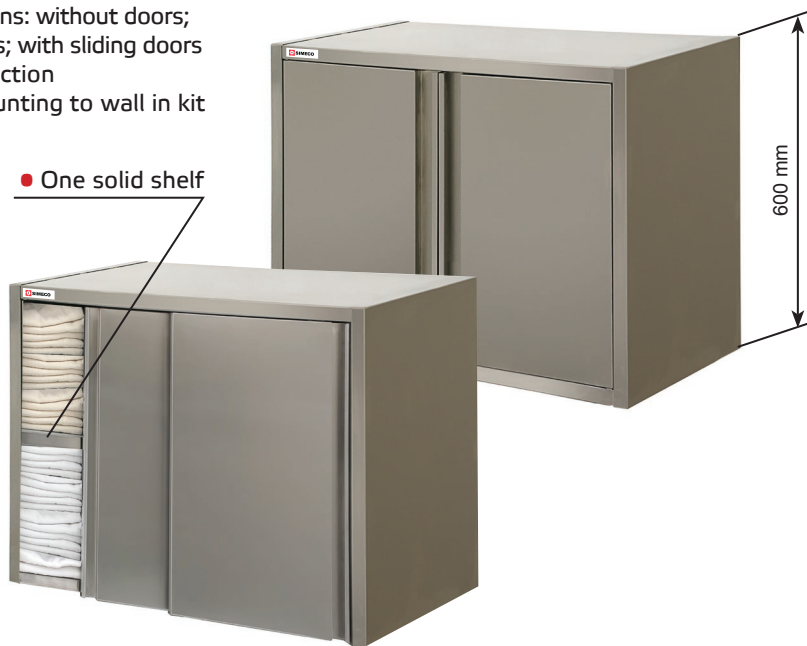


Length, mm	Depth, mm	Height, mm	Code	W, kg	Note
300	400	300	027.0US.04981	4,3	for 4 boards
600	400	300	027.0US.01703	7,9	for 9 boards
1000	400	300	027.0US.17549	11,5	for 14 boards


Size of product in the package: Length+10x410x310 mm

45. WALL CABINETS



- Steel AISI 430
- Execution versions: without doors; with swing doors; with sliding doors
- Welded construction
- Bracket for mounting to wall in kit



Size of product in the package:



Type of construction	Calculation formula, length x depth x height
	Length + 10 mm X Depth + 10 mm X 610 mm

WALL CABINET WITHOUT DOORS

Length,mm	Depth,mm	Code	W, kg	Note
800	400	045.0US.01699	23,1	 Maximum distributed shelf load 30 kg 
900	400	045.0US.14322	25,2	
1000	400	045.0US.04926	27,3	
1100	400	045.0US.14323	29,4	
1200	400	045.0US.05914	31,5	
1300	400	045.0US.06259	33,6	
1400	400	045.0US.04620	35,7	
1500	400	045.0US.05488	37,8	
1600	400	045.0US.14324	39,8	
1700	400	045.0US.14325	41,9	
1800	400	045.0US.06265	44,0	





WALL CABINET WITH SWING DOORS

Length,mm	Depth,mm	Code	W, kg	Note
800	400	045.0US.06009	30,7	 Maximum distributed shelf load 30 kg 
900	400	045.0US.01846	33,8	
1000	400	045.0US.01881	36,9	
1100	400	045.0US.14326	40,0	
1200	400	045.0US.04508	43,0	
1300	400	045.0US.14327	46,1	
1400	400	045.0US.05529	49,2	
1500	400	045.0US.04509	52,3	
1600	400	045.0US.14328	55,4	
1700	400	045.0US.14329	58,4	
1800	400	045.0US.04510	61,5	



WALL CABINET WITH SLIDING DOORS

Length,mm	Depth,mm	Code	W, kg	Note
1000	400	045.0US.01808	36,2	 Maximum distributed shelf load 30 kg 
1100	400	045.0US.14330	39,2	
1200	400	045.0US.07024	42,2	
1300	400	045.0US.14331	45,2	
1400	400	045.0US.04777	48,2	
1500	400	045.0US.04360	51,1	
1600	400	045.0US.06015	54,1	
1700	400	045.0US.04616	57,1	
1800	400	045.0US.00846	60,1	



Wall cupboards SIMECO with doors on request can equipped with locks.




44. CABINETS

- Steel AISI 430
- Execution versions: without doors;
with swing doors;
with sliding doors
- Welded construction
- Frame – square tube 40x40 mm




CABINET WITHOUT DOORS

Length,mm	Depth,mm	Code	W, kg	Note
800	600	044.0US.14307	61,5	 Maximum distributed shelf load 30 kg
900	600	044.0US.14308	66,2	
1000	600	044.0US.14309	70,9	
1100	600	044.0US.14310	75,6	
1200	600	044.0US.14311	80,3	
1300	600	044.0US.14312	85,0	
1400	600	044.0US.14313	89,7	
1500	600	044.0US.14314	94,4	




CABINET WITH SWING DOORS

Length,mm	Depth,mm	Code	W, kg	Note
800	600	044.0US.05573	73,0	 Maximum distributed shelf load 30 kg
900	600	044.0US.14315	79,2	
1000	600	044.0US.05909	85,4	
1100	600	044.0US.14316	91,7	
1200	600	044.0US.01675	97,9	
1300	600	044.0US.14317	104,2	
1400	600	044.0US.14318	110,4	
1500	600	044.0US.14319	116,6	



CABINET WITH SLIDING DOORS

Length,mm	Depth,mm	Code	W, kg	Note
1200	600	044.0US.04595	116,6	 Maximum distributed shelf load 30 kg
1300	600	044.0US.16330	124,3	
1400	600	044.0US.04503	132,1	
1500	600	044.0US.05543	139,8	



Cabinets SIMECO with doors on request can be equipped with locks.



They trust us:



CONTACTS

Address: Russia, Moscow.
Tel./Fax: +7 (495) 925-76-76
E-mail: info@simeco.ru
www.simeco.ru

